

# What the data tells us

**Steve Kirsch**  
[stevekirsch.substack.com](http://stevekirsch.substack.com)

Jun 5, 2023

# About me

Former high-tech serial entrepreneur.

Featured on [60 Minutes](#)

*“Misinformation superspreader”*



A top-down view of several sharpened colored pencils in various colors (yellow, white, blue, green, black, purple, orange, red, dark red) arranged in a circle around a central orange tag. The tag has the word "SURVEY" written on it in black, hand-drawn capital letters. The background is a dark, textured surface.

SURVEY

(Complete list of all vaccines you should take)

# VACCINES ARE **NOT** SAFE **OR** EFFECTIVE

LEARN MORE

**HHS**  
**.gov / immunization**  
your best shot at good health



We don't  
**vaccinate!**



A movie by Michael Leitner

ZERO vaccines →  
way better health  
outcomes

P.S. That 2015 movie isn't available in the US  
via Amazon, but you can [watch it on Rumble](#).

What **THEY** don't want you to know

# Large pediatric practices in US

>25 years: 0 autism, ADHD, ... Kids never get sick

**Secret:** Avoid all vaccines, Tylenol, ...



**From Your Pediatricians...**





**Steve Kirsch** ✓ @stkirsch · 3h

...

Nobody has ever proven him wrong on that. And there isn't a counter-example practice in America. Not a single one. If you think there is, name the practice.



**Anthony Malleus** @AnthonyMalleus · 6h

Replying to @stkirsch

**"I have over 13,000 children in my pediatric practice and I have to say, as unpopular as this observation might be, my unvaccinated children are by far the healthiest."**



19



550



1,294



13K



NEWS

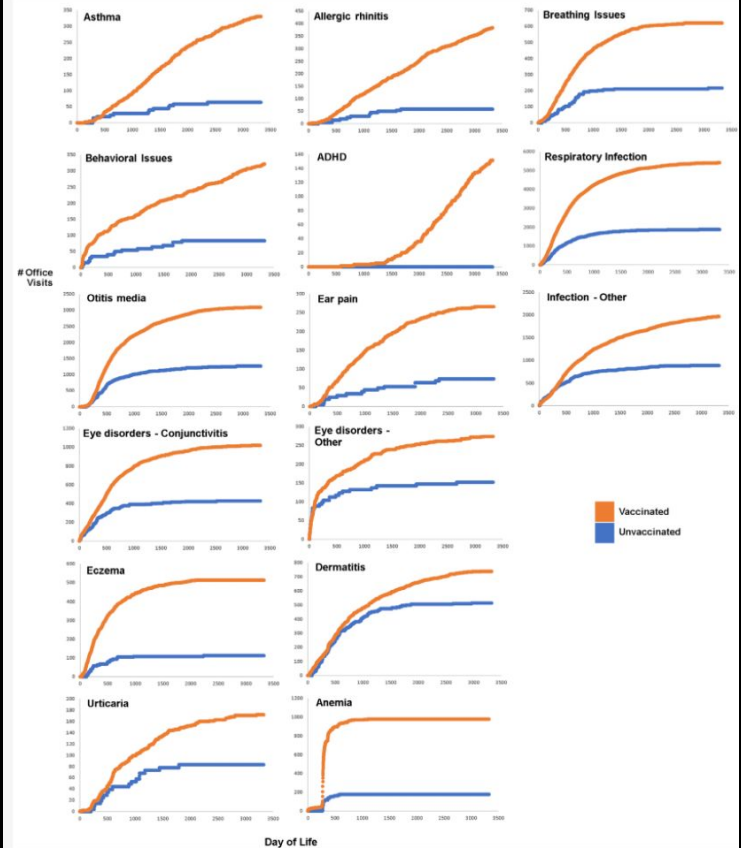
## Ten Year Study: Unvaccinated Children Far Healthier Than Their Vaccinated Peers



KEVIN ALFRED STROM (EDITOR) · 15 DECEMBER, 2020

8

**Figure 5.** Analysis 5. Cumulative office visits in the vaccinated (orange) vs. unvaccinated (blue) patients born into the practice: the clarity of the age-specific differences in the health fates of individuals who are vaccinated (2763) compared to the 561 unvaccinated in patients born into the practice over ten years is most strikingly clear in this comparison of the cumulative numbers of diagnoses in the two patient groups. The number of office visits for the unvaccinated is adjusted by a sample size multiplier factor (4.9) to the expected value as if the number of unvaccinated in the study was the same as the number of vaccinated.



# Guess who got the diseases the vaccines “prevent”? The *vaccinated*!

## **Vaccine-preventable illnesses were not prevalent in the vaccinated or the unvaccinated**

Strangely, or perhaps not so strangely, a quarter percent of the vaccinated were diagnosed with infections that the vaccines were supposed to prevent, including chicken pox or whooping cough. A slight uptick in chicken pox and whooping cough was observed in the unvaccinated too, but they all recovered and gained lifelong immunity to the infections. There were no cases of measles, mumps, rubella, tetanus, or hepatitis for the children who were vaccinated. But there were also *no cases* of these infections in the *unvaccinated* during the entire 10.5-year study period. This brings up the question: Are vaccines even necessary, or do they impose a burden of unnecessary harm to children?

Avoid all shots including all maternal vaccines and “Vitamin K” shot!

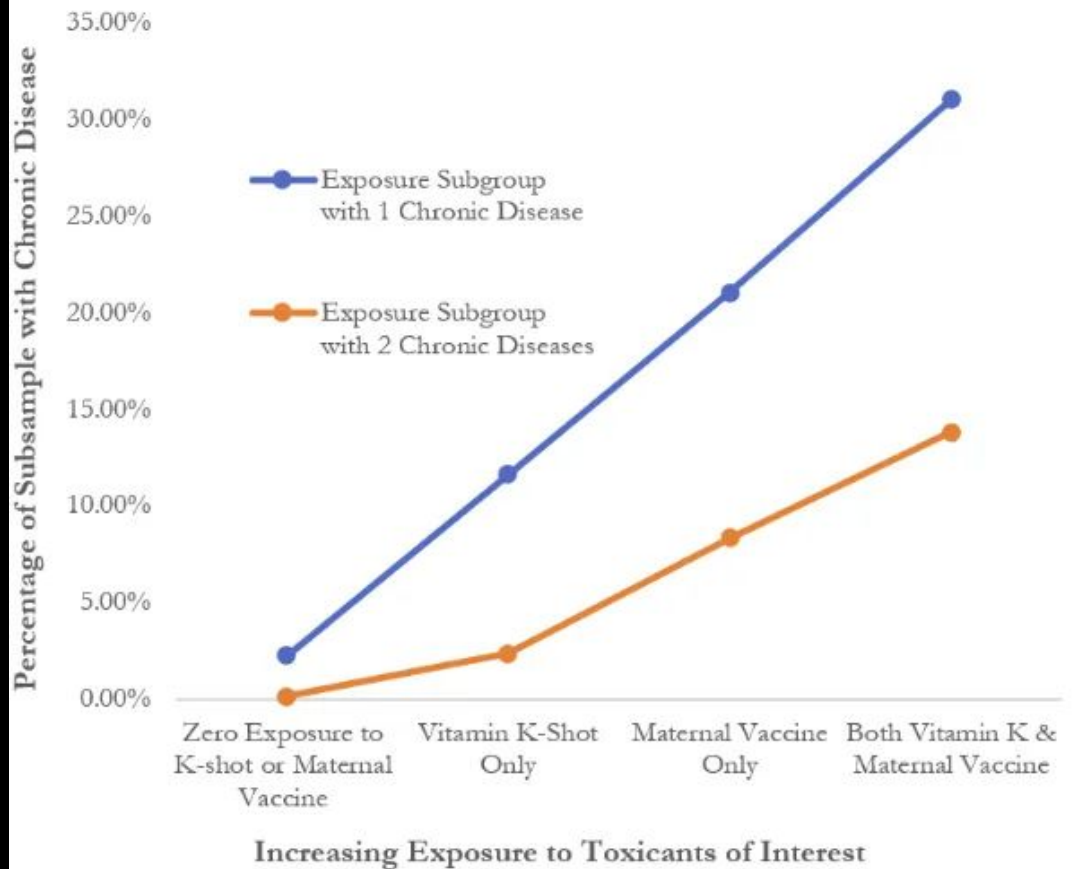
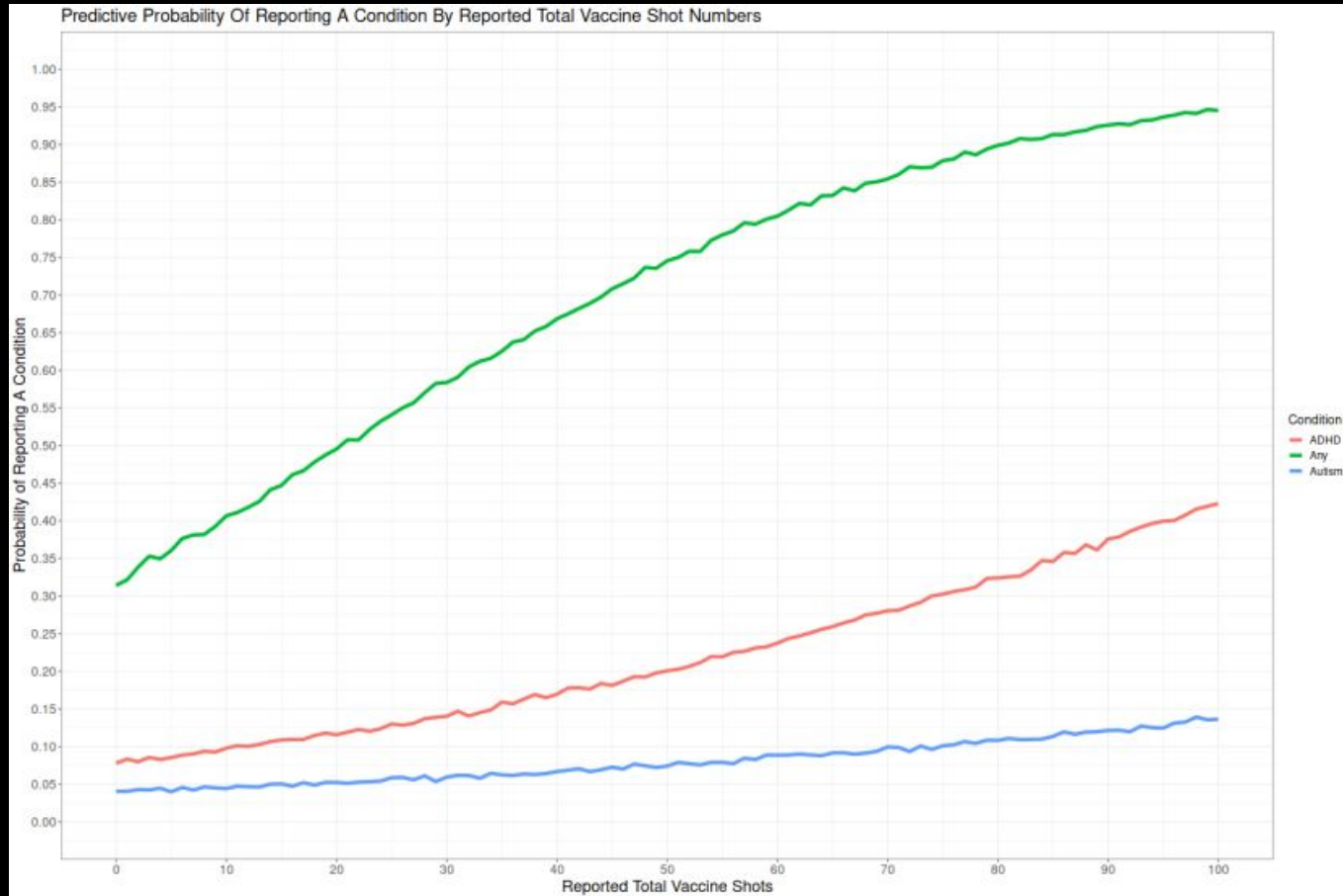


Figure 3. An increase in the toxicant exposures to the vitamin K shot with its adjuvant and the maternal vaccines with their cocktail of additional toxicants leads, unsurprisingly, to measurable increases in toxicity with each added toxicant of interest.

# The effect is cumulative

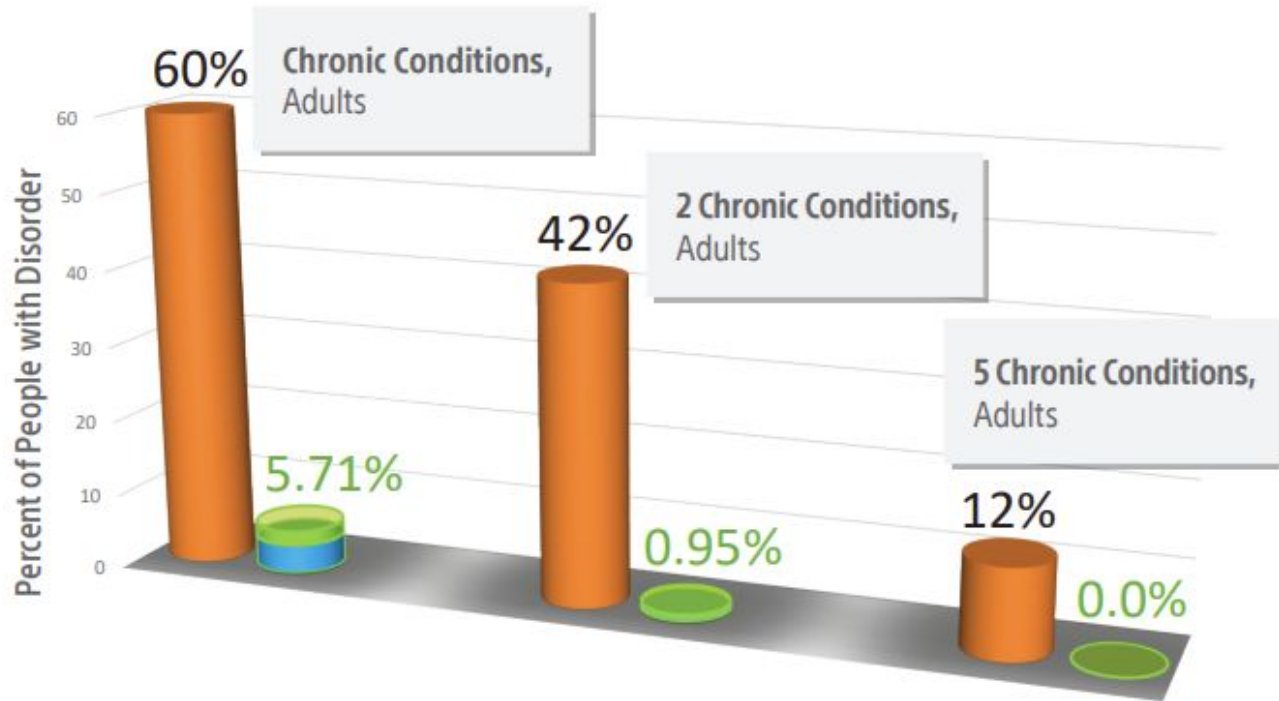


Vaccines **elevate**  
your risk of chronic  
diseases  
(compared to  
unvaccinated)

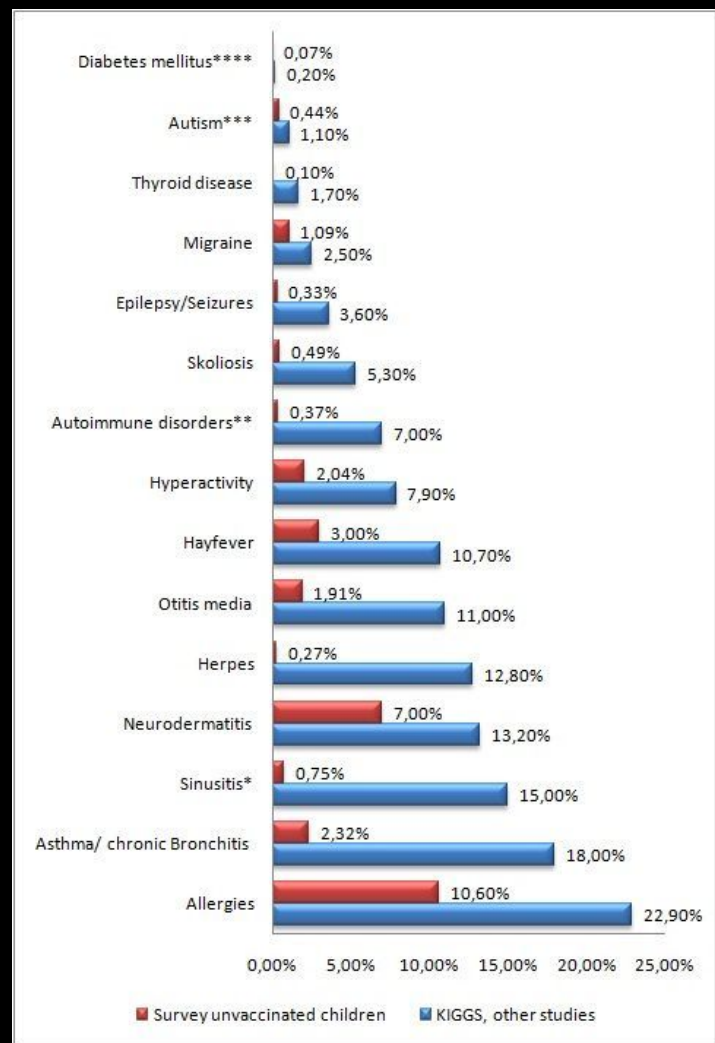
1	ADHD (Attention-Deficit/Hyperactivity Disorder)	7.3
2	Allergies	7.7
3	Asthma / chronic Bronchitis	9.3
4	Autism/ASD	4.5
5	Autoimmune disorders including PANDAS/PANS	21.7
6	Birth defect	0.9
7	Bleeding in the brain	0.8
8	cancer	3.1
9	Cardiovascular issue (myocarditis, tachycardia, heart attack, ...)	4.1
10	Diabetes Type I (insulin dependent)	3.5
11	Epilepsy, Seizures	4.1
12	Food allergies	3.4
13	Genetic defect	1.0
14	Gluten intolerance	1.6
15	Hayfever	5.4
16	Head injury	3.7
17	Herpes	2.8
18	Learning disorder/ intellectual disability	6.6
19	Migraine headaches	6.8
20	Neurodermatitis (chronic itching, scaling, redness)	4.3
21	Neurological disorder affecting senses (deaf, blind, mute, ...)	2.1
22	Sinusitis	32.8
23	Scoliosis	4.0
24	Thyroid disease or dysfunction	5.0
25	Tics (sudden unwanted movements)	2.7
26	Other neurological disorder affecting movement (tics, ...)	5.2
27	Other serious physical health condition not listed	4.4
28	Other serious mental health/behavioral condition not listed like OCD	9.0

# VACCINATED -VS- UNVACCINATED

Control  
Group pilot  
study key  
results



**Vaccinated →  
more health  
problems**





**Number of  
vaxxed vs. fully  
unvaxxed studies  
showing the  
opposite result**

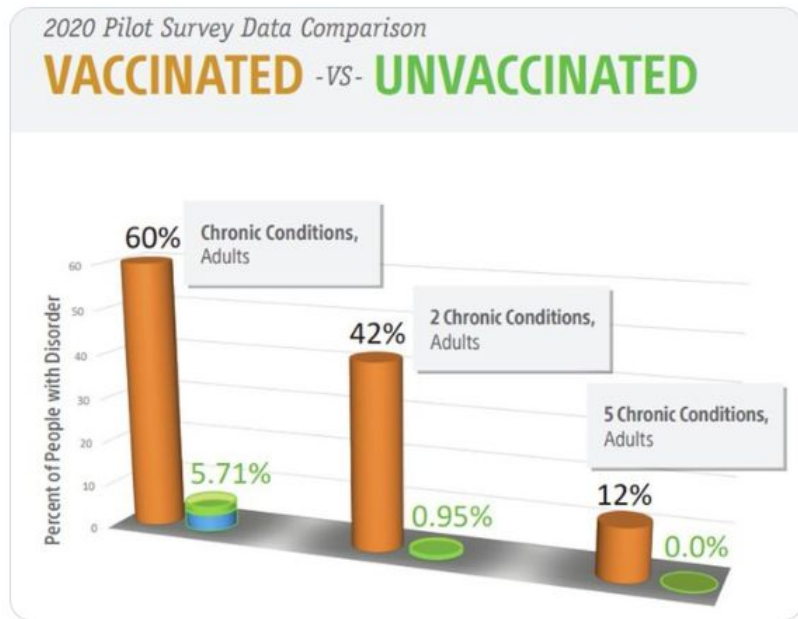
0

The pro-vaxxers **HATE** that slide



Steve Kirsch ✓  
@stkirsch

Every single study comparing the fully vaxxed vs. fully unvaxxed shows that the **fully unvaxxed do better in EVERY category**. No exceptions. The pro-vaxxers hate the fact that they can't come up with a counter-example. It drives them crazy!



12:18 AM · Jun 7, 2023 · 118.8K Views

View Tweet analytics

Promote

1,646 Retweets 85 Quotes 3,572 Likes 267 Bookmarks

# No vaccine has ever been shown to be **safe and effective** in post-marketing data analysis

Monthly age-standardised mortality rates by vaccination status for all cause deaths, deaths involving COVID-19 and deaths not involving COVID-19						
Cause of Death	Year	Month	Vaccination status	Count of deaths	Person-years	Age-standardised mortality rate / 100,000 person-years
All causes	2021	April	Unvaccinated	3,556	1,627,374	2087.2
All causes	2021	April	First dose, less than 21 days ago	428	225,906	1851.2
All causes	2021	April	First dose, at least 21 days ago	16,237	1,271,496	1594.8
All causes	2021	April	Second dose, less than 21 days ago	5,431	402,753	470.9
All causes	2021	April	Second dose, between 21 days and 6 months ago	5,884	218,219	709.1
All causes	2021	April	Second dose, at least 6 months ago	0	0	x
All causes	2021	April	Third dose or booster, less than 21 days ago	0	2	x

This is the UK post-marking mortality analysis. It's the right approach, but [the underlying data is badly flawed](#) (look at the ASM for the unvaccinated!). They refuse to make the record-level data publicly available. What are they trying to hide?

None of the vaccines  
in use in the US were  
ever tested against a  
saline **placebo**.

# TURTLES ALL THE WAY DOWN

Vaccine Science and Myth



FOREWORD BY MARY HOLLAND, J.D.  
EDITED BY ZOIE O'TOOLE AND MARY HOLLAND

No **data transparency**  
of public health data

Nobody will release  
the record-level data.



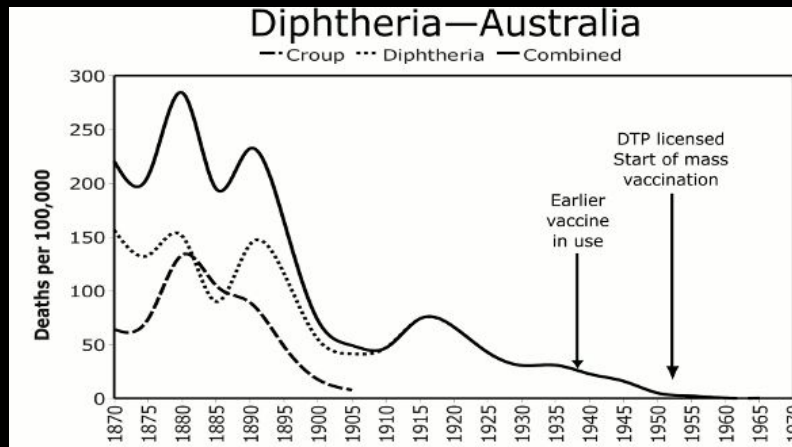
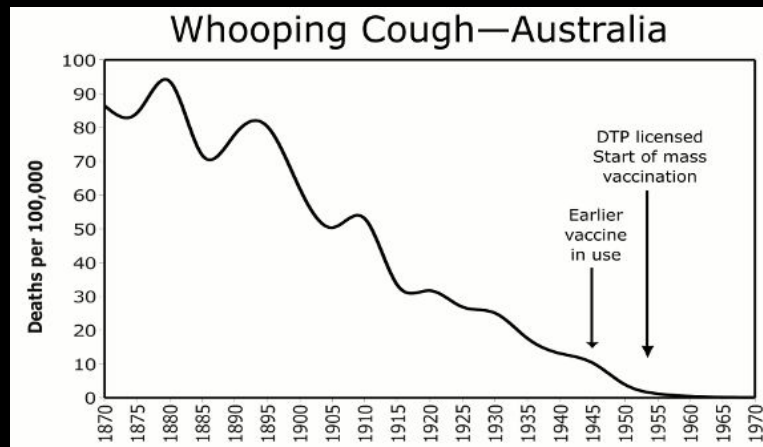
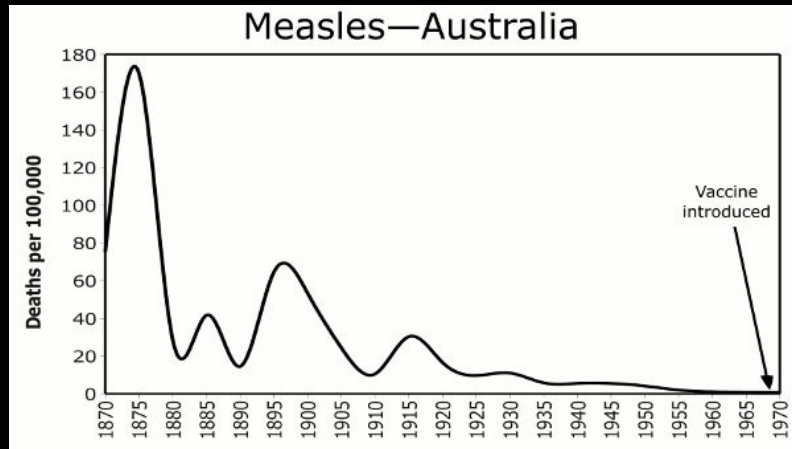
The CDC cannot do post-marketing analysis because **they don't have the vaccine record-level data either!**

**I KNOW NOTHING!**



**I SEE NOTHING, I HEAR NOTHING!**

# Why vaccines seem to “work” so well





## Amish didn't follow any CDC advice

- **90X** lower COVID death rate than US average
- No autism



# More doses → More infections

Cleveland Clinic retrospective study of 51,000 employees and COVID vaccines

medRxiv preprint doi: <https://doi.org/10.1101/2022.12.17.22283625>; this version posted December 19, 2022. The copyright holder for this preprint (which was not certified by peer review) is the author/funder, who has granted medRxiv a license to display the preprint in perpetuity.

It is made available under a [CC-BY-NC-ND 4.0 International license](#).

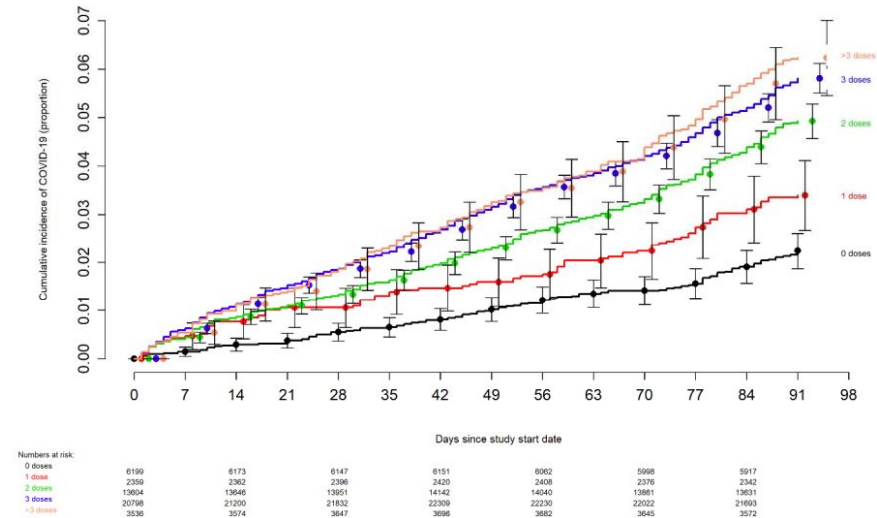
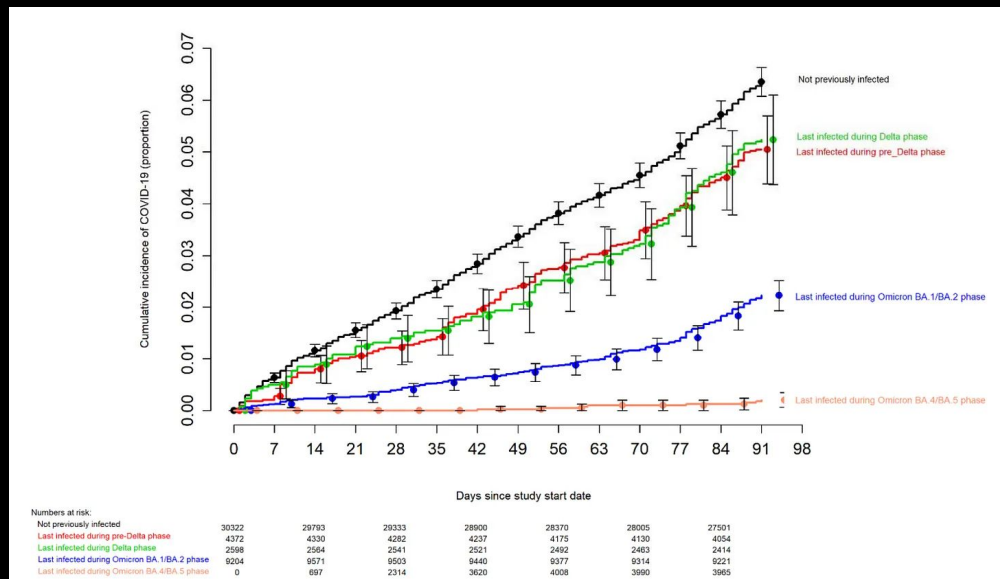


Figure 2. Simon-Makuch plot comparing the cumulative incidence of COVID-19 for subjects stratified by

# Natural immunity works!

The same *Cleveland Clinic study* also showed that natural infection *does* protect you (exactly as expected).

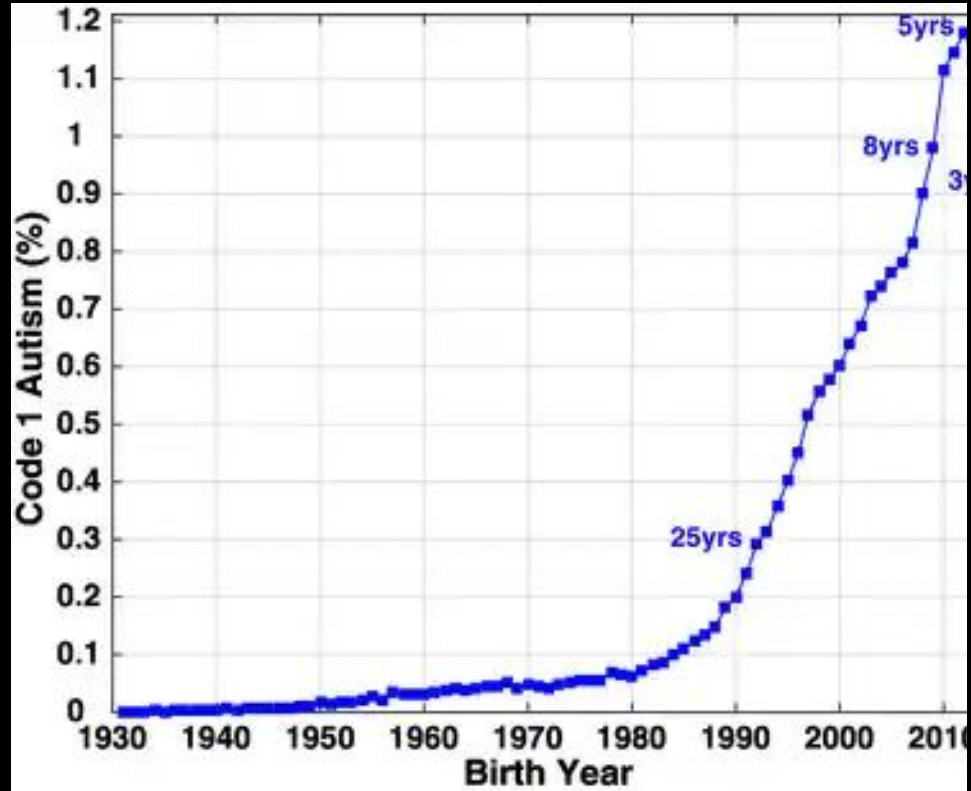
Natural infection → good  
COVID vaccination → bad



**Figure 1.** Simon-Makuch plot comparing the cumulative incidence of COVID-19 for subjects stratified by the pandemic phase during which the subject's last prior COVID-19 episode occurred. Day zero was 12 September 2022, the day the bivalent vaccine began to be offered to employees. Point estimates and 95%

# Autism

Within 20 years, **half**  
**the kids in America**  
could be autistic



**22%** of households with kids have at least one autistic child according to this survey



"Hey Doc, If vaccines don't cause autism, why do vaccine-makers list it as a possible side effect in their warnings?"



somee cards  
user card



# Simpsonwood

“It just won’t go away”

## Graham, Laverne

From: Verstraeten, Thomas  
Sent: Friday, December 17, 1999 4:40 PM  
To: 'Robert Davis'  
Cc: Destefano, Frank  
Subject: ~~It just won't go away.~~

Hi,

Attach please find four tables with RRs and three SAS programs:  
Sumstat\_alldia\_sort (created by TH\_anal\_nonbob\_expl3.txt) has the RRs after PH models adjusted for gender, site and birthyear for all diagnoses included.  
Sumstat\_alldia\_sort2 has the RR for the conditions that came out to be relevant from the first list.  
Sumstat\_alldia\_strat (created by TH\_anal\_bob\_str) has the same after stratification for site, year and month of birth, adjusting for gender and leaving out the kids that got HepB immunoglobulines. It differs very little from the previous, except for the coordination disorders.  
Sumstat\_bob (created by TH\_anal\_bob\_expl3.txt) has the RRs for the categories of diagnoses, adjusted, not stratified (I did it for one and got basically the same result).  
In the lists you'll also see the sample size for each category and the referent category, some of which are quite small when making 4 categories, reason for using 3 slightly different categories with similar results (Hg3cat1 vs. hg4cat1 and hg3cat3 vs. hg4cat3).  
I added another exposure variable (addcat) in one list that looks at the increase of mercury each month for the first three months, divided by the average bodyweight in the first, second and third month and takes the maximum value of this. This does not show much, to which I would conclude that, except for epilepsy, all the harm is done in the first month.

As these neurologic developmental conditions are very much related (odds of having one when also having the other go from 20 to 100!), I added the first five (called mix) and checked what happened to the RRs. (You get some sort of average.) I will explore the possibility of some sort of factor analysis to replace the conditions by one variable.

As you'll see some of the RRs increase over the categories and I haven't yet found an alternative explanation... Please let me know if you can think of one. Frank proposes we discuss this on a call after NewYear.

Also attached my EIS abstract to get your input.

Happy holidays!

Thomas Verstraeten, M.D.  
Epidemic Intelligence Service Officer  
Vaccine Safety and Development Branch  
National Immunization Program  
Centers for Disease Control and Prevention  
1600, Clifton Road, NE  
Atlanta, GA 30333 MS-E61  
Tel. (404) 639-8327  
Fax (404) 639-8834  
e-mail [thv2@cdc.gov](mailto:thv2@cdc.gov)



Even after they said thimerosal was removed, it wasn't.

# Merck Misled on Vaccines, Some Say

BY MYRON LEVIN

MARCH 7, 2005 12 AM PT



TIMES STAFF WRITER

Drug maker Merck & Co. continued to supply infant vaccine containing a mercury-based preservative for two years after declaring that it had eliminated the chemical.

CDC ordered  
William  
Thompson to  
**destroy all data  
linking vaccines  
and autism**

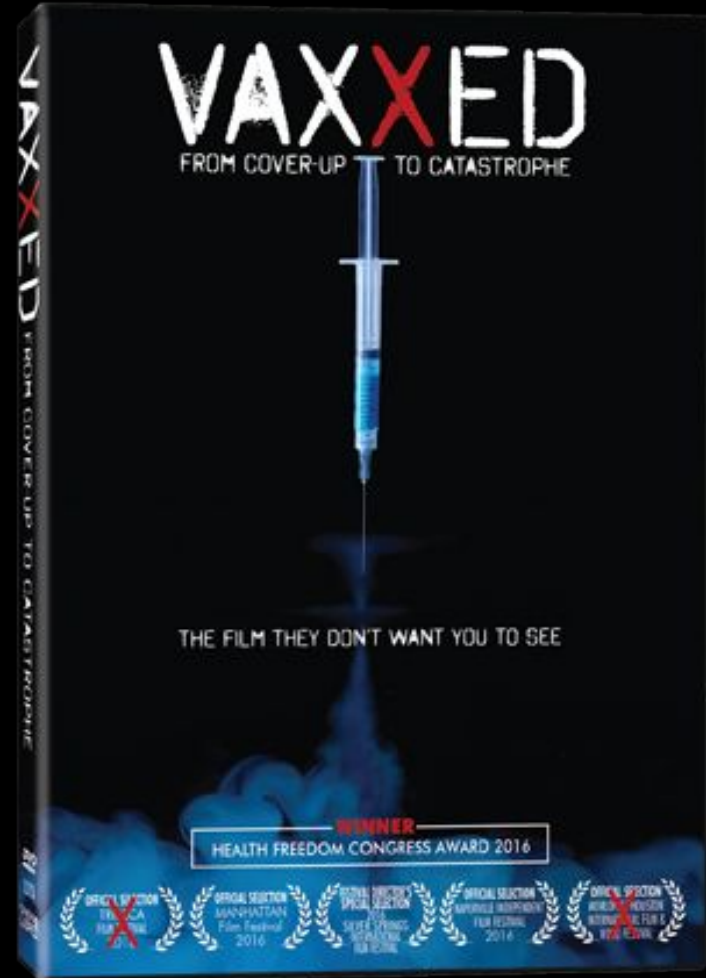
That's how  
"science" works.

"I'm just looking at this and I'm like 'Oh my God.'...I cannot believe we did what we did...but we did [bury the data on these children]...It's all there...I have handwritten notes...[I]t's probably the lowest point in my career that I went along with that [2004 MMR] paper."

—Dr. William Thompson,  
Senior CDC Scientist



# The **full** story



Fraudulent Denmark  
studies using  
unreliable data  
**designed not to find  
a signal**



The NEW ENGLAND  
JOURNAL of MEDICINE

ORIGINAL ARTICLE


A Population-Based Study of Measles, Mumps, and  
Rubella Vaccination and Autism

Kreesten Meldgaard Madsen, M.D., Anders Hviid, M.Sc., Mogens Vestergaard, M.D., Diana  
Schendel, Ph.D., [et al.](#)

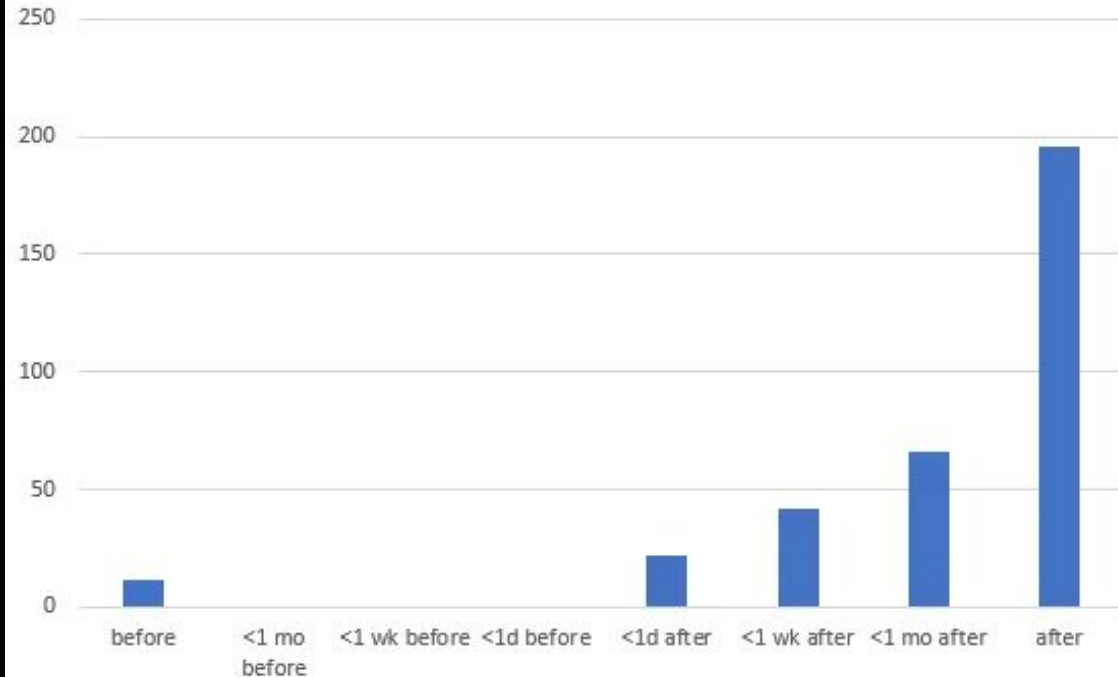
November 7, 2002  
N Engl J Med 2002; 347:1477-1482  
DOI: 10.1056/NEJMoa021134

The image shows a screenshot of a web page from The New England Journal of Medicine. At the top left is the journal's logo and name. At the top right are icons for a user profile and a menu. The main content area features the text 'ORIGINAL ARTICLE' in red, followed by the title 'A Population-Based Study of Measles, Mumps, and Rubella Vaccination and Autism' in a large serif font. Below the title is the authors' names: 'Kreesten Meldgaard Madsen, M.D., Anders Hviid, M.Sc., Mogens Vestergaard, M.D., Diana Schendel, Ph.D., et al.'. At the bottom of the page, the publication date 'November 7, 2002', the journal citation 'N Engl J Med 2002; 347:1477-1482', and the DOI '10.1056/NEJMoa021134' are listed.

# How do we *know* that vaccines cause autism?



### Counts for when parents first observed autistic behaviors relative to nearest vaccination appointment



**OR is 169 (95% CI 10.4 - 2747) p=.0003**


If that's not causality, I don't know what is. How else do you explain it? Raw odds for <30 day before/after=0:66



Philip Rafferty @PhilipRafferty5 · 2h



# Autism Rates for 3,344 Patients At Integrative Pediatrics



1 in 438



1 in 715

vs.



1 in 45

Kennedy News & Views



6



236



“We all know vaccines  
cause autism.

We just **aren't allowed**  
to talk about it.”

– One of the world's top autism  
researchers





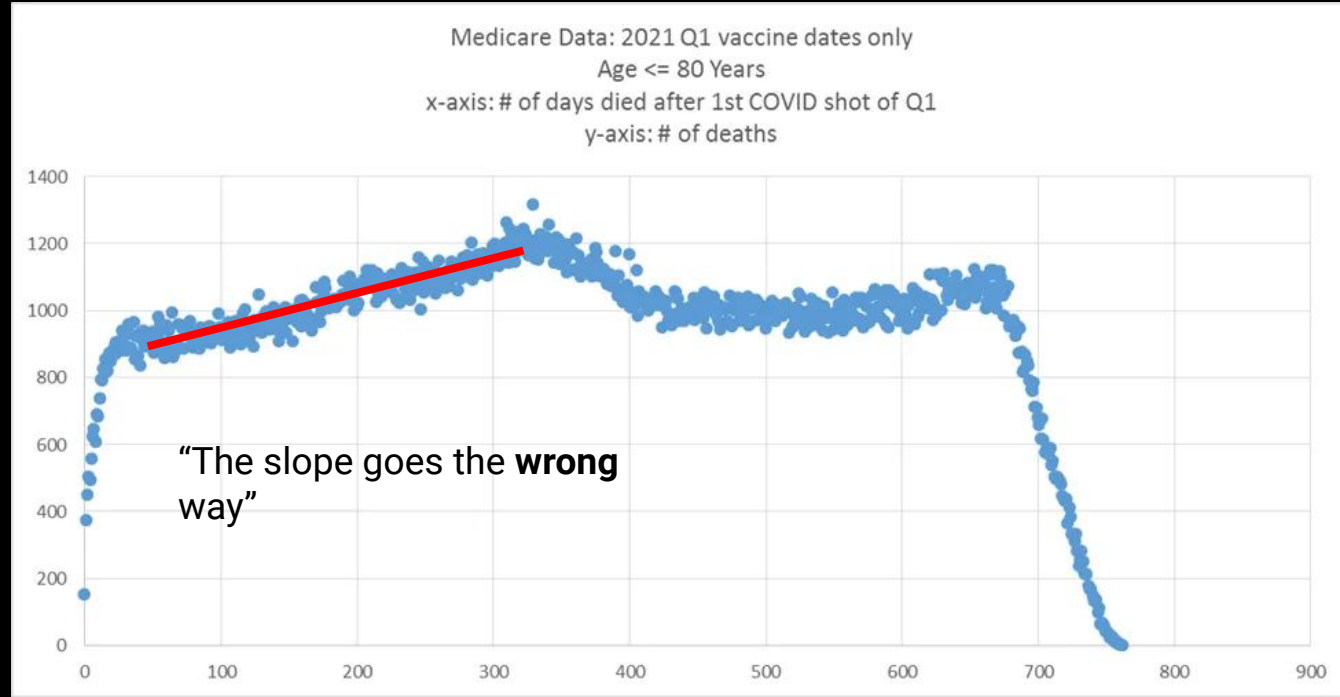
What you hear  
when you  
confront them  
with the data



**Lack of data transparency**

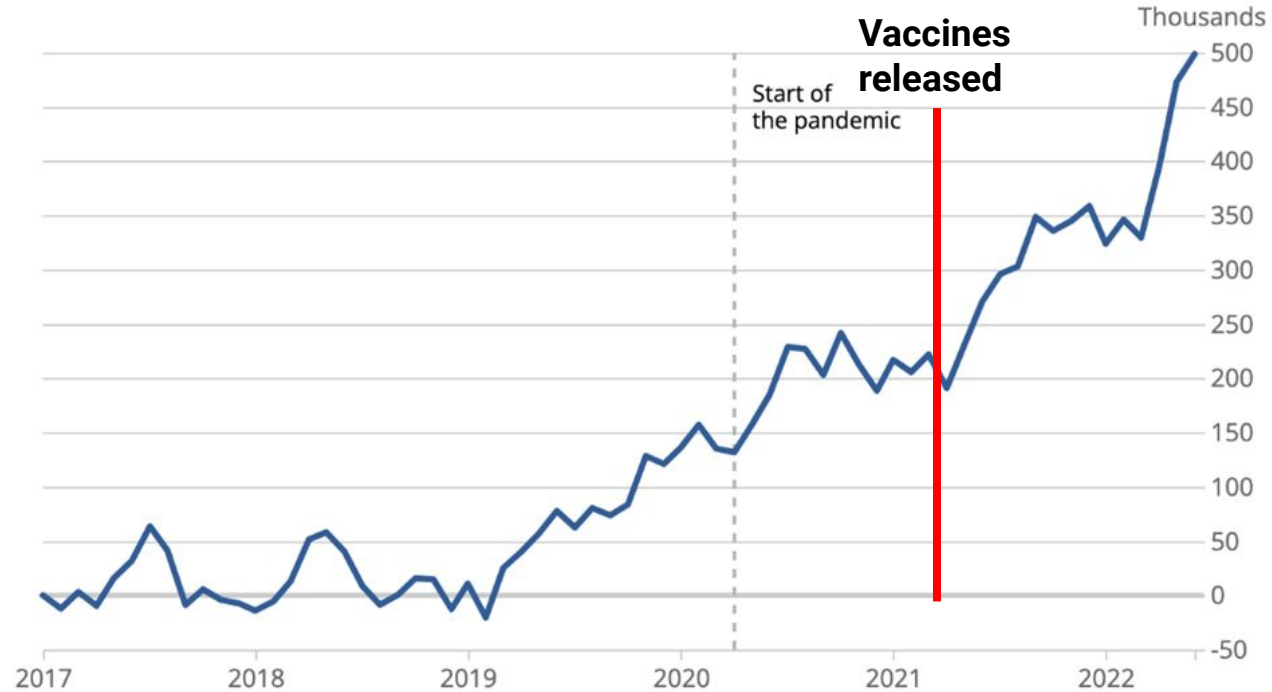
Medicare data  
shows the COVID  
vaccine  
increases risk of  
death.

This data is  
unavailable to the  
public.



**UK: # unable to work (2M baseline)**

**Why did this skyrocket after the COVID vaccines were released if vaccines work?**



Source: Office for National Statistics – Labour Force Survey

Note that the baseline of 2M people is set at 0 for 2019

They won't let us search the VSD, Medicare?

Do you think they might be hiding something?

## Vaccine Safety Datalink (VSD)

### Strengths

- Meets need: scientifically rigorous safety data
- Relatively timely/efficient
- Access to fairly large study populations
- Infrastructure for other studies

### Weaknesses

- Not as timely, efficient, or large as desired
- Records incomplete
- Retrospective in nature
- Generalizability uncertain
- Delays in data availability (1.5 years)

## In 2005, here's what the CDC Director Judy Gerberding said about doing surveys comparing vaccinated vs. fully unvaccinated

Here's what Judy Gerberding, the CDC Director said in 2005:

I think those kinds of studies could be done and should be done.

Let's speed this up. Let's look for the early studies that could give us at least some hypotheses to test and evaluate and get information flowing through the research pipeline as quickly as we can. So we are committed to doing that.

We think we will be able to provide more accurate information in the next year or so than we've been able to do up to this point. And I know that is our responsibility.

Guess what happened? They did nothing.

**The CDC violates federal law by  
refusing to do safety studies every  
2 years**

**They've been avoiding this for  
>30 years**



THE CENTERS for Disease Control (CDC), the Department of Health and Human Services (HHS), and the National Institute of Health (NIH) refuse to conduct any study comparing the unvaccinated child to his/her peers. While HHS is legally obligated to **conduct safety studies every two years** and report to Congress in accordance with the 1986 National Childhood Vaccine Injury Act, it was admitted in a 2018 court ruling that *none* of these vaccine safety studies were ever conducted over a thirty year span.

This medical fraud has enabled the rise of a predatory vaccine industry and a growing number of “recommended” childhood vaccinations. However, as childhood vaccinations increase, the health of American children has not improved in the past thirty years and respiratory infections are rampant. Visits to the pediatrician have skyrocketed, with chronic health issues becoming a normal way of life for many. *A whopping 54 percent of children and young adults in the U.S. now suffer from chronic illnesses that lead to life-long pharmaceutical prescriptions.*

So Congress introduced a bill to force them to do it in 2009.

It never made it out of committee

Home > Legislation > 111th Congress > H.R.3069

Citation | Subscribe | Share/Save | Site Feedback

### H.R.3069 - Comprehensive Comparative Study of Vaccinated and Unvaccinated Populations Act of 2009

111th Congress (2009-2010)

**BILL** Hide Overview ✕

Sponsor: [Rep. Maloney, Carolyn B. \[D-NY-14\]](#) (Introduced 06/26/2009)

Committees: House - Energy and Commerce

Latest Action: House - 07/07/2009 Referred to the Subcommittee on Health. ([All Actions](#))

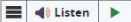
Tracker: ● **Introduced**

More on This Bill  
[CBO Cost Estimates \(0\)](#)

Subject — Policy Area:  
Health  
[View subjects >>](#)

Summary (1) **Text (1)** Actions (4) Titles (2) Amendments (0) Cosponsors (9) Committees (1) Related Bills (0)

**Text: H.R.3069 — 111th Congress (2009-2010)** [All Information](#) (Except Text)

 Listen

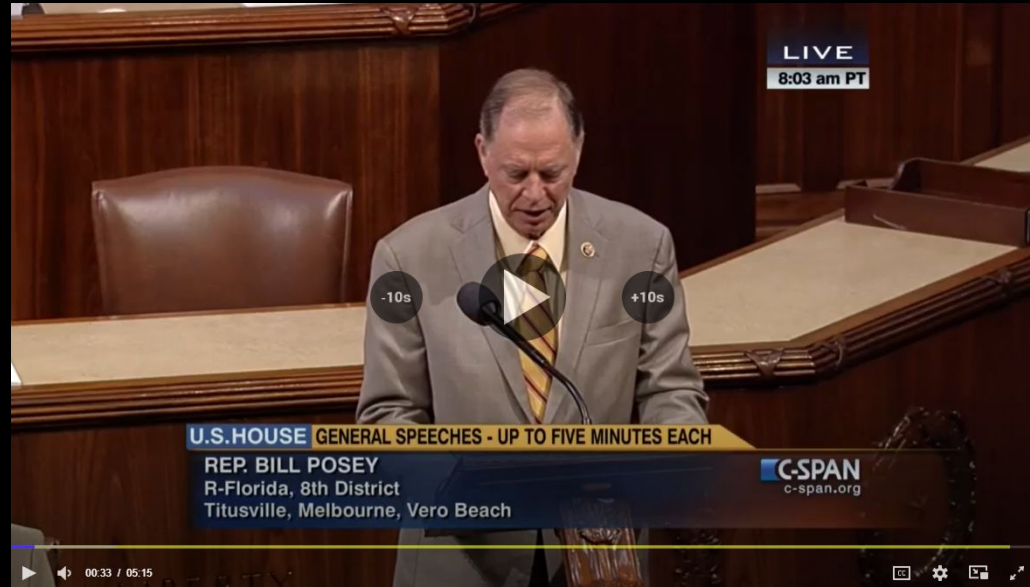
There is one version of the bill. Text available as: XML/HTML | [XML/HTML \(new window\)](#) | [TXT](#) | [PDF \(117KB\)](#)

Shown Here:  
Introduced in House (06/26/2009)

111<sup>TH</sup> CONGRESS  
1<sup>ST</sup> SESSION

# H. R. 3069

Congressman Bill Posey  
couldn't get Congress to  
have CDC scientist  
William Thompson  
testify on who told him  
to **destroy the  
documents linking  
vaccines and autism**



**Not a single state will voluntarily release the record-level data needed to determine safety and efficacy.**



# Censorship

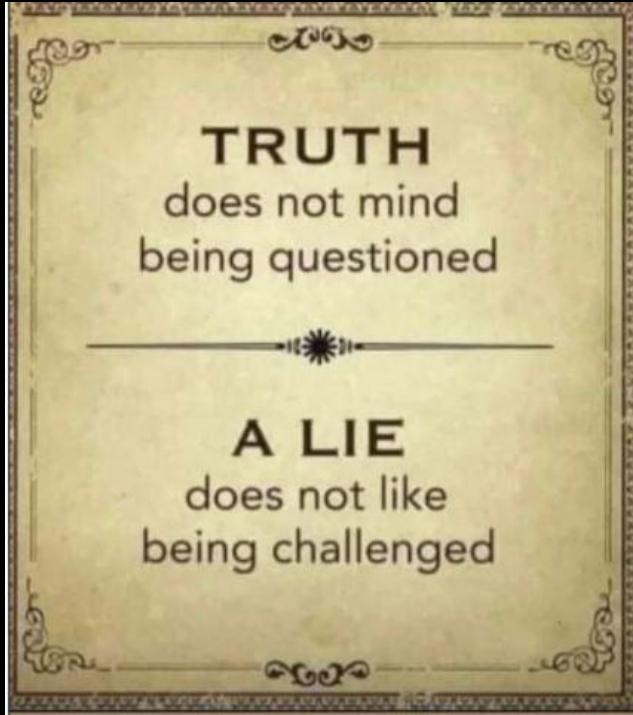


**Why does the White House now have a censorship list?**

**And how come I'm not on it?!?!\***

**Why do they need to have high-tech companies censor doctors for them?**

\* This proves that they can't get the science or their censorship list right!



**If they really wanted to stop misinformation, they would debate us.**

**Instead, they all duck and run for cover.**



**“Dr. Lee,**

**Do you want to see the Israeli  
MOH safety study data?”**

**ACIP Chair Stanford Professor Grace Lee**





**It seems you called the cops on me.**

**OK, I'll take that as a "NO."**



**stkirsch**

24.4K followers

8 months ago

**ACIP Chair Grace Lee called the cops on me**

FIRST OPINION

# Scientists who express different views on Covid-19 should be heard, not demonized

By Vinay Prasad and Jeffrey S. Flier April 27, 2020

[Reprints](#)

Former Dean  
Harvard  
Medical School



# Summary

**None of the COVID  
mitigations was needed**

**They all made things worse**

# No vaccine was ever needed. They make things worse.



Zach Popp @ZachPopp · 1h



This is something those who don't vaccinate their children have known anecdotally for a long time. This is great work through Steve. I have 8 kids along with 24 unV'd nieces and nephews. No vaccinations, no chronic illness.



**Anyone not publicly calling  
for data transparency  
is not your friend**

**FDA head Robert Califf has said “misinformation is the leading cause of death.”**





**There is an easy way  
to fix this problem**

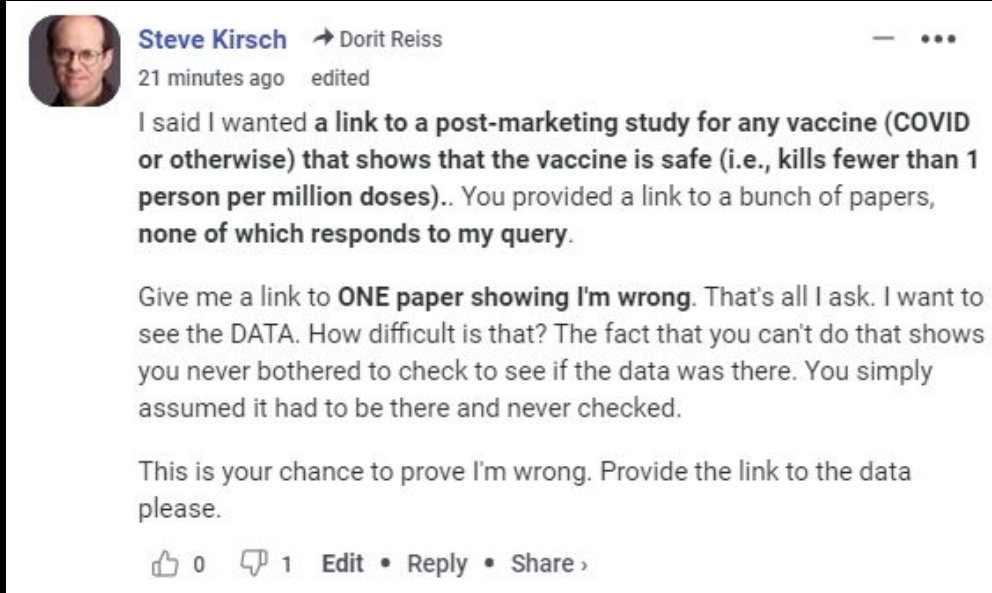


**Nobody could name a single study proving that ANY vaccine given today in the US is safe, i.e., it kills fewer than 1 person per 1 million doses.**

**In other words, it's all based on beliefs, not data.**

***And they didn't even know there was no study until I pointed out that the "Emperor has no clothes."***

***They all assumed there was data. They were all wrong.***



A screenshot of a Facebook post. At the top left is a circular profile picture of Steve Kirsch, a man with glasses. To the right of the picture is the name "Steve Kirsch" in blue, followed by a right-pointing arrow and the name "Dorit Reiss". Further right are three horizontal lines and three dots. Below the name is the text "21 minutes ago" and "edited". The main text of the post is in black and reads: "I said I wanted a link to a post-marketing study for any vaccine (COVID or otherwise) that shows that the vaccine is safe (i.e., kills fewer than 1 person per million doses).. You provided a link to a bunch of papers, none of which responds to my query." Below this is another paragraph: "Give me a link to **ONE paper showing I'm wrong**. That's all I ask. I want to see the DATA. How difficult is that? The fact that you can't do that shows you never bothered to check to see if the data was there. You simply assumed it had to be there and never checked." Below that is a third paragraph: "This is your chance to prove I'm wrong. Provide the link to the data please." At the bottom of the post are icons for a thumbs up (0), a thumbs down (1), and the words "Edit • Reply • Share" with a right-pointing arrow.

Once you are **willing to question your beliefs**, everything makes sense

**NEVER  
BE AFRAID  
TO QUESTION  
YOUR BELIEFS.**



# Appendix

# Videos

1. PA State Senate testimony: See [this tweet](#) (over 1.6M views)
2. Paul Thomas discusses his [10-year, 3,000 patient study of vaxxed vs. unvaxxed on The Highwire](#)
3. [Vaxxed](#)
4. [Shots: Eugenics to Plandemics](#) especially at 1:16:00 which points out that the polio **vaccine** crippled 491,000 children in India thanks to the Gates Foundation.
5. [We don't vaccinate movie \(2015\)](#): This movie is excellent
6. [Episode 2: "It's Just A Vitamin" \(Vitamin k\)](#): Short video on the "vitamin K" shot

If you have an open mind, watching **all the videos** on this page alone will result in you becoming a dreaded "anti-vaxxer."

# Evidence that the COVID vaccines killed more people than they saved (a short list)

1. The [Medicare data](#) slope goes the wrong way
2. The unvaccinated Amish died at [90X lower rate](#) than the US
3. The [Devil's advocate analysis](#) has never been attacked. What is wrong?
4. Nobody can find the name of a **single nursing home** in the US where the death rates significantly dropped after the COVID vaccines rolled out. If the vaccine really worked, **they should be EASY to find**.
5. The rate of young people dying in hospitals from unknown causes increased **AFTER** the vaccines rolled out. Wasn't it supposed to go **DOWN**???
6. Nobody can explain why there were so many VAERS death reports all of a sudden starting in 2021. It wasn't over-reporting of "background deaths" because, as we all know, the "cause of death mix" isn't consistent with "background death" causes. So these were **NOT** background deaths. If it wasn't the vaccine, what caused these deaths?



# Evidence that the COVID vaccines killed more people than they saved (page 2)

1. See this [tweet of the Alberta data that was posted, then deleted](#). It's supposed to be a flat line; the shots aren't supposed to change the rate of deaths which should be a flat line (or a straight line)

# Vitamin K shot

1. [This tweet](#) describes the dangers of benzyl alcohol and polysorbate 80.
2. Safer alternatives to the injection include:
  - a. [Vitamin K drops](#)
  - b. Supplementing with baby formula. [“There are virtually no reports of VKDB occurring in infants who are formula fed”](#)

# Notes

1. There are no post-marketing studies showing any vaccine is safe where “safe” is the Paul Offit definition of killing fewer than 1 per M doses. See [my article “Is it safe?” for details](#).
2. [Generation Rescue study](#): Large study done by a third party polling firm, confirms the peer reviewed papers: unvaxxed have better health outcomes.
3. Some people claim, without evidence, that the unvaccinated are all dead and regretted their decision right before they died. But the people who claim that will never show me a study of the average age of death of the fully unvaxxed vs. fully vaxxed. In fact, the average age of death of fully unvaccinated Amish is in their mid 80’s. For Americans, it’s 77. That’s very problematic for them.

# A simple way to prove I'm wrong on vaccines causing autism

If you think vaccines don't cause autism, simply do the following:

1. Tell me what your "more likely" hypothesis is that is a BETTER fit to ALL the data.
2. Answer [all the questions](#) I had on the Madsen study that Professor Hviid declined to answer.
3. Show the before:after stats. Only two phone calls are needed if your hypothesis is correct. See [this article](#) for details on the stats.

# List of key papers and studies

1. Control Group [pilot study](#) description
2. Control Group [Data plots](#) from the pilot study
3. Control Group source data: [file1](#) [file2](#)
4. Control Group study: [Garner paper](#). Note that Figure 2 was used in the “Control Group pilot study key results” slide
5. [Mawson paper](#): Vaxxed vs. unvaxxed
6. [Hooker paper](#): Vaxxed vs. unvaxxed
7. Lyons-Weiler [article](#) and [paper](#): vaxxed vs. unvaxxed
8. [Cleveland Clinic study](#): [paper](#) showing more vaccines → more likely infected
9. Excellent [article about the Paul Thomas 10-year study](#)
10. Dr. Peter McCullough’s [thoughts on why “going natural”](#) is so popular now.
11. [Turtles All The Way Down](#): Shows that there are no safe vaccines.

Note: The term “Paper” here means “paper published in peer-reviewed medical journal **AND** that is **not retracted**”